

Results

200m Men

Start Time: 20:37

Wind: +0.7 m/s

Rank	Name	Nat	Date of Birth	Lane	Reaction time	Result	
1	BLAKE Yohan	JAM	26 DEC 1989	7	0.269	19.26	WL,MR
2	DIX Walter	USA	31 JAN 1986	6	0.185	19.53	PB
3	ASHMEADE Nickel	JAM	7 APR 1990	5	0.147	19.91	PB
4	SAIDY NDURE Jaysuma	NOR	1 JUL 1984	4	0.198	19.97	
5	SORRILLO Rondell	TRI	21 JAN 1986	8	0.152	20.41	
6	WAUGH Ainsley	JAM	17 SEP 1981	9	0.175	20.57	
7	ASTRAND Jonathan	FIN	9 SEP 1985	1	0.159	20.73	
8	SAKALAUSKAS Rytis	LTU	27 JUN 1987	2	0.180	20.74	NR
	FORSYTHE Mario	JAM	30 OCT 1985	3	0.217	DNF	

800m Men

Start Time: 20:45

Rank	Name	Nat	Date of Birth	Lane	Result	
1	RUDISHA David	KEN	17 DEC 1988	8	1:43.96	
2	AMAN Mohamed	ETH	10 JAN 1994	4	1:44.29	
3	KIPROP Asbel	KEN	30 JUN 1989	6	1:44.46	
4	LEWANDOWSKI Marcin	POL	13 JUN 1987	5	1:44.53	=SB
5	YEGO Alfred Kirwa	KEN	28 NOV 1986	5	1:44.98	
6	BUBE Andreas	DEN	13 JUL 1987	1	1:45.04	PB
7	KIVUVA Jackson Mumbwa	KEN	11 AUG 1989	3	1:45.27	
8	SOM Bram	NED	20 FEB 1980	2	1:45.81	
	KAKI Abubaker	SUD	21 JUN 1989	7	DNF	
	TANGUI Sammy	KEN	16 SEP 1984	9	DNF	

Intermediate times: 400m 49.21 TANGUI Sammy (KEN)
600m 1:16.48 RUDISHA David (KEN)



Results

5000m Men

Start Time: 21:38

Rank	Name	Nat	Date of Birth	Order	Result	
1	MERGA Imane	ETH	15 OCT 1988	1-11	12:58.32	
2	LONGOSIWA Thomas Pkemei	KEN	14 JAN 1988	1-10	12:58.70	
3	CHEPKOK Vincent Kiprop	KEN	5 JUL 1988	1-8	12:59.50	
4	BEKELE Tariku	ETH	28 FEB 1987	1-7	13:01.85	
5	CRAGG Alistair Ian	IRL	13 JUN 1980	1-4	13:03.53	NR
6	ROP Albert	KEN	20 DEC 1994	1-1	13:03.70	PB
7	ARIKAN Polat Kemboi	TUR	12 DEC 1990	1-3	13:05.98	NR
8	MWIKYA Patrick Mutunga	KEN	20 NOV 1994	1-2	13:19.13	
9	BIRMINGHAM Collis	AUS	27 DEC 1984	1-6	13:34.08	
	KENNOUCHE Abdelslam	FRA	7 OCT 1980	1-12	DNF	
	RONO Vincent	KEN	1982	1-5	DNF	
	GEBREMESKEL Dejen	ETH	24 NOV 1989	1-9	DNS	

Intermediate times: 1000m 2:33.81 KENNOUCHE Abdelslam (FRA)
 2000m 5:10.37 RONO Vincent (KEN)
 3000m 7:50.47 CHEPKOK Vincent Kiprop (KEN)
 4000m 10:30.31 ROP Albert (KEN)

10000m Men

Start Time: 19:25

Rank	Name	Nat	Date of Birth	Order	Result	
1	BEKELE Kenenisa	ETH	13 JUN 1982	1-14	26:43.16	WL
2	ROTICH Lucas Kimeli	KEN	16 APR 1990	1-3	26:43.98	PB
3	RUPP Galen	USA	8 MAY 1986	1-12	26:48.00	AR
4	BETT Emmanuel Kipkemei	KEN	30 MAR 1983	1-2	26:51.95	
5	KIPCHOGE Eliud	KEN	5 NOV 1984	1-8	26:53.27	
6	KIRUI Geoffrey	KEN	16 FEB 1993	1-6	26:55.73	PB
7	MBISHEI Titus Kipjumba	KEN	28 OCT 1990	1-10	26:59.81	PB
8	LONYANGATA Paul	KEN	12 DEC 1992	1-5	27:21.62	SB
9	KIGEN Mike Kipruto	KEN	15 JAN 1986	1-7	27:30.53	PB
10	MASAI Denis	KEN	1 DEC 1991	1-4	27:32.97	PB
11	BETT Josphat Kipkoech	KEN	12 JUN 1990	1-13	27:57.60	
	BEUGNET Gregory	FRA	14 SEP 1987	1-9	DNF	
	ESHO Benson Marrianyi	KEN	2 FEB 1987	1-16	DNF	
	KIPLIMO Joseph Kitur	KEN	20 JUL 1988	1-15	DNF	
	WATANABE Kazuya	JPN	7 JUL 1987	1-1	DNF	
	TANUI Paul Kipngetch	KEN	22 DEC 1990	1-11	DNS	



Results

(cont.)

Intermediate times:	1000m	2:38.95	BEUGNET Gregory (FRA)
	2000m	5:19.46	BEUGNET Gregory (FRA)
	3000m	8:03.99	KIPCHOGE Eliud (KEN)
	4000m	10:42.92	KIPLIMO Joseph Kitur (KEN)
	5000m	13:26.63	MBISHEI Titus Kipjumba (KEN)
	6000m	16:07.48	MBISHEI Titus Kipjumba (KEN)
	7000m	18:49.09	KIPCHOGE Eliud (KEN)
	8000m	21:30.65	KIPCHOGE Eliud (KEN)
	9000m	24:13.72	ROTICH Lucas Kimeli (KEN)

400m Hurdles Men

Start Time: 20:15

Rank	Name	Nat	Date of Birth	Lane	Reaction time	Result
1	CULSON Javier	PUR	25 JUL 1984	6	0.280	48.32 SB
2	GREENE David	GBR	11 APR 1986	5	0.225	48.78
3	FREDERICKS Cornel	RSA	3 MAR 1990	3	0.226	48.96
4	GORDON Jehue	TRI	15 DEC 1991	7	0.165	48.98
5	SÁNCHEZ Félix	DOM	30 AUG 1977	4	0.208	49.00
6	FLEISCHHAUER Georg	GER	21 OCT 1988	9	0.254	49.28
7	PHILLIPS Isa	JAM	22 APR 1984	2	0.270	49.41
8	DEREVYAGIN Aleksandr	RUS	24 MAR 1979	1	0.201	49.94
9	BULTHEEL Michael	BEL	30 JUN 1986	8	0.186	51.24

High Jump Boys

Start Time: 17:50

Rank	Name	Nat	born	Order	Result
1	VERDONCK Emile	BEL		1	1.91
2	VRIJSEN Viktor	BEL		3	1.88
3	DE PREKEL Laurenz	BEL		5	1.85
3	JACOBS Brett	BEL		2	1.85
5	DIERYCK Gertjan	BEL		6	1.85
5	POPPELMONDE Dries	BEL		4	1.85

	1.70	1.75	1.80	1.85	1.88	1.91	1.94	1.97
1	VERDONCK Emile	-	-	-	xo	o	xo	-
2	VRIJSEN Viktor	-	-	o	x-	xo	xx	x
3	DE PREKEL Laurenz	-	o	o	o	xxx	-	-
3	JACOBS Brett	-	-	-	o	-	xxx	-
5	DIERYCK Gertjan	-	o	o	xo	xx	-	-
5	POPPELMONDE Dries	-	-	o	xo	-	xxx	-



Results

Pole Vault Men

Start Time: 19:30

Rank	Name	Nat	Date of Birth	Order	Result
1	FILIPPIDIS Konstantinos	GRE	26 NOV 1986	8	5.72
2	LAVILLENIE Renaud	FRA	18 SEP 1986	11	5.72
3	MOHR Malte	GER	27 JUN 1986	9	5.62
4	STARODUBTSEV Dmitriy	RUS	3 JAN 1986	6	5.62
5	DIDENKOW Mateusz	POL	22 APR 1987	7	5.52
6	MESNIL Romain	FRA	13 JUL 1977	4	5.42
7	OTTO Björn	GER	16 OCT 1977	5	5.42
8	MICHALSKI Lukasz	POL	2 AUG 1988	10	5.42
	GOOSSENS Denis	BEL	12 DEC 1987	2	NM
	HOLZDEPPE Raphael	GER	28 SEP 1989	3	NM
	RANS Kevin	BEL	19 AUG 1982	1	NM

		5.42	5.52	5.62	5.72	5.77	5.82
1	FILIPPIDIS K	o	xo	o	xo	xxx	
2	LAVILLENIE Renaud	-	-	o	xxo	-	xxx
3	MOHR Malte	-	-	xo	-	xxx	
4	STARODUBTSEV D	o	-	xxo	xxx		
5	DIDENKOW Mateusz	o	xxo	xxx			
6	MESNIL Romain	o	-	xxx			
7	OTTO Björn	xo	-	xxx			
8	MICHALSKI Lukasz	xxo	-	xxx			
	GOOSSENS Denis	xxx					
	HOLZDEPPE Raphael	-	xxx				
	RANS Kevin	xxx					

Triple Jump Men


Start Time: 20:32

Rank	Name	Nat	Date of Birth	Order	Result
1	COMPAORÉ Benjamin	FRA	5 AUG 1987	5	17.31 PB
2	EL SHERYF Sheryf	UKR	2 JAN 1989	3	16.93
3	COPELLO Alexis	CUB	12 AUG 1985	6	16.89
4	SCHEMBRI Fabrizio	ITA	27 JAN 1981	2	16.63
5	IDOWU Phillips	GBR	30 DEC 1978	8	16.29
6	SAKU BAFUANGA Gaetan	FRA	22 JUL 1991	1	14.85
	CLAYE Will	USA	3 JUN 1991	7	DNS
	DONATO Fabrizio	ITA	14 AUG 1976	4	DNS

		1	2	3	4
1	COMPAORÉ Benjamin	17.31 (-0.6)	x (+0.8)	x (-0.2)	x (+0.7)
2	EL SHERYF Sheryf	16.12 (+0.6)	16.09 (0.0)	16.46 (-0.4)	16.93 (-0.2)
3	COPELLO Alexis	x (+1.0)	x (-0.7)	16.89 (+0.2)	x (+0.7)
4	SCHEMBRI Fabrizio	16.49 (+0.3)	16.40 (-0.7)	16.39 (+1.2)	16.63 (+0.7)
5	IDOWU Phillips	16.29 (-0.6)	x (-0.2)	-	-
6	SAKU BAFUANGA G	14.85 (+0.4)	-	-	-
	CLAYE Will				
	DONATO Fabrizio				

INTERNET Service: www.diamondleague-brussels.com

Page 4 of 15

Timing, Results Service & Distance Measurement by  OMEGA

printed at FRI 16 SEP 2011 22:45



SAMSUNG *Diamond League*



Results

Shot Put Men

Start Time: 18:55

Rank	Name	Nat	Date of Birth	Order	Result					
1	HOFFA Reese	USA	8 OCT 1977	5			22.09	SB		
2	CANTWELL Christian	USA	30 SEP 1980	7			22.07	SB		
3	MIKHNEVICH Andrey	BLR	12 JUL 1976	6			21.56			
4	ARMSTRONG Dylan	CAN	15 JAN 1981	8			21.47			
5	WHITING Ryan	USA	24 NOV 1986	3			21.19			
6	MAJEWSKI Tomasz	POL	30 AUG 1981	2			21.15			
7	FORTES Marco	POR	26 SEP 1982	4			19.83			
8	LYZHYN Pavel	BLR	24 MAR 1981	1			19.76			
					1	2	3	4	5	6
1	HOFFA Reese		21.10	x	20.99	21.67	21.51	22.09		
2	CANTWELL Christian		21.46	21.11	21.27	21.50	22.07	21.91		
3	MIKHNEVICH Andrey		21.15	x	21.56	20.77	20.84	21.10		
4	ARMSTRONG Dylan		21.11	21.38	21.47	21.14	20.87	21.04		
5	WHITING Ryan		21.04	x	21.19	20.71	21.15	21.03		
6	MAJEWSKI Tomasz		21.00	21.15	20.36	20.78	21.15	x		
7	FORTES Marco		19.79	x	19.42	19.83	19.64	19.43		
8	LYZHYN Pavel		19.76	19.75	x	19.64	19.61	x		

Javelin Men

Start Time: 20:40

Rank	Name	Nat	Date of Birth	Order	Result					
1	DE ZORDO Matthias	GER	21 FEB 1988	9			88.36	PB		
2	VASILEVSKIS Vadims	LAT	5 JAN 1982	5			85.06			
3	AVAN Fatih	TUR	1 JAN 1989	6			84.79	NR		
4	VESELÝ Vítězslav	CZE	27 FEB 1983	7			82.20			
5	THORKILDSEN Andreas	NOR	1 APR 1982	8			81.86			
6	AVRAMENKO Roman	UKR	23 MAR 1988	3			80.53			
7	MANNIO Ari	FIN	23 JUL 1987	2			79.88			
8	TARABIN Dmitriy	RUS	29 OCT 1991	4			78.52			
9	SIRMAIS Zigismunds	LAT	6 MAY 1992	1			73.71			
					1	2	3	4	5	6
1	DE ZORDO Matthias		84.79	82.18	88.36	80.56	-	x		
2	VASILEVSKIS Vadims		85.06	82.44	84.94	x	74.26	x		
3	AVAN Fatih		x	82.46	83.14	81.15	84.79	x		
4	VESELÝ Vítězslav		x	78.14	79.27	80.31	82.20	81.59		
5	THORKILDSEN A		77.40	79.74	81.86	79.43	80.12	80.58		
6	AVRAMENKO Roman		80.53	79.11	78.22	79.07	x	75.18		
7	MANNIO Ari		78.52	79.88	x	77.06	x	x		
8	TARABIN Dmitriy		x	76.70	75.28	x	78.52	x		
9	SIRMAIS Zigismunds		71.08	x	73.71					



Results

100m Boys

Start Time: 17:48

Wind: -0.5 m/s

Rank	Name	Nat	born	Lane	Reaction time	Result
1	VANDEBEMDEN Robin	BEL		6	0.185	10.96
2	BROOHAERTS Mathias	BEL		8	0.165	11.15
3	DIALLO Oumar	BEL		5	0.166	11.22
4	VERBRUGGHE Lorijn	BEL		7	0.161	11.31
5	DE MEULEMEESTER Alan	BEL		4	0.198	11.36
6	NIESEN Charles	BEL		2	0.199	11.47
7	THOMAS Olivier	BEL		9	0.189	11.57
8	VERMEIRE Joshi	BEL		3	0.189	11.70

100m Men

Start Time: 20:31

Wind: +1.3 m/s

Rank	Name	Nat	Date of Birth	Lane	Reaction time	Result
1	BOLT Usain	JAM	21 AUG 1986	5	0.154	9.76 WL,MR
2	CARTER Nesta	JAM	10 NOV 1985	6	0.160	9.89 SB
3	CLARKE Lerone	JAM	7 JUL 1981	4	0.171	10.05 SB
4	GATLIN Justin	USA	10 FEB 1982	7	0.156	10.12
5	VICAUT Jimmy	FRA	27 FEB 1992	3	0.172	10.13
6	AIKINES-ARYEETAY Harry	GBR	29 AUG 1988	1	0.145	10.14
7	LEWIS-FRANCIS Mark	GBR	4 SEP 1982	8	0.128	10.19 SB
8	PADGETT Travis	USA	13 DEC 1986	2	0.134	10.19
9	OUHADI Aziz	MAR	24 JUL 1984	9	0.150	10.21

400m Men

Start Time: 21:05

Rank	Name	Nat	Date of Birth	Lane	Reaction time	Result
1	BORLÉE Jonathan	BEL	22 FEB 1988	4	0.266	44.78 SB
2	BORLÉE Kevin	BEL	22 FEB 1988	6	0.256	44.97
3	PISTORIUS Oscar	RSA	22 NOV 1986	3	0.305	45.46
4	FOTHERGILL Allodin	JAM	2 JUL 1987	5	0.291	45.51 SB
5	HURTAULT Erison	DMA	29 DEC 1984	1	0.181	46.10
6	VENEL Teddy	FRA	16 MAR 1985	9	0.235	46.41
7	MARCINISZYN Marcin	POL	7 SEP 1982	8	0.257	46.49
8	CLARKE Chris	GBR	25 JAN 1990	7	0.185	46.65
9	GILLET Antoine	BEL	22 MAR 1988	2	0.184	47.15



Results

200m Men T43/44

Start Time: 18:50

Rank	Name	Nat	born	Lane	Reaction time	Result
1	FOURIE Arnu	RSA		5	0.239	22.76
2	SINGLETON Jerome	USA		4	0.280	23.62
3	PRINCE David	USA		6	0.291	23.94
4	ALAIZE Jean-Baptiste	FRA		8	0.280	24.50
5	BAUSCH Christoph	GER		3	0.247	24.61
6	LEEPER Blake	USA		7	0.182	24.89

1000m Boys

Start Time: 18:11

Rank	Name	Nat	born	Order	Result
1	SCREVE Alexandre	BEL		1-3	2:31.31
2	BOTTERMAN Aaron	BEL		1-2	2:31.82
3	KIMELI Isaac	BEL		1-7	2:32.85
4	VANDEKERCKHOVE Arne	BEL		1-16	2:33.10
5	SCHOLLAERT Jordy	BEL		1-12	2:33.14
6	PAERMENTIER Benoit	BEL		1-10	2:34.46
7	BAETEN Stijn	BEL		1-5	2:35.06
8	D'HOORE Ward	BEL		1-15	2:35.26
9	VAN PUYVELDE Vinnie	BEL		1-8	2:35.30
10	SODERMANS Jasper	BEL		1-4	2:35.42
11	VAN HAELE Thomas	BEL		1-1	2:36.09
12	PITTOORS Matthias	BEL		1-9	2:36.54
13	HENDRIX Robin	BEL		1-6	2:36.79
14	D'HEER Stijn	BEL		1-13	2:37.70
15	DENIS Simon	BEL		1-11	2:38.01
16	MARIËN Toon	BEL		1-14	2:39.25

Intermediate times: 400m 1:01.71 SCREVE Alexandre (BEL)
800m 2:03.47 BOTTERMAN Aaron (BEL)



Results

4x100m Boys

Start Time: 18:31

Rank	Nat	Nation	Lane	Reaction time	Result
1	BEL	DARING CLUB LEUVEN ATLETIEK	5	0.198	43.31
2	BEL	ROYAL EXCELSIOR SPORTS CLUB	3	0.217	43.63
3	BEL	HERMES CLUB OOSTENDE	6	0.218	44.29
4	BEL	ATLETIEKVERENIGING TOEKOMST	2	0.205	44.64
5	BEL	CERCLE D'ATHLETISME BRABANT WALLON	7	0.335	45.13
6	BEL	ATLETIEKVERENIGING LOKEREN	9	0.297	45.43
7	BEL	MONS OBOURG HAINAUT ATHLETISME	4	0.195	45.68
8	BEL	HERVE ATHLETIQUE CLUB	8	0.359	46.16

100m wheelers

Start Time: 18:05

Wind: +0.2 m/s

Rank	Name	Nat	born	Lane	Result
1	ORRU Raffaele	NED		5	16.42
2	PIJS Bart	NED		7	17.68
3	JANSSENS Sam	BEL		6	17.99
4	GERARD Joachim	BEL		4	18.67
5	BERVOETS Elien	BEL		8	23.86
6	IZERE Elfie	BEL		9	24.01
7	PEETERS Jonathan	BEL		3	29.46

400m Men reverse

Start Time: 19:15

Rank	Name	Nat	born	Lane	Result
1	VANHAEREN Stef	BEL	92	5	47.28
2	RUMMENS Tim	BEL	87	4	48.03
3	DUERINCK Nils	BEL	84	6	48.22
4	BOUCKAERT Jente	BEL		8	49.02
5	BORLÉE Dylan	BEL		3	49.02
	OYOWE Will	BEL		7	DNS



Results

100m Women

Start Time: 20:05

Wind: +0.4 m/s

Rank	Name	Nat	Date of Birth	Lane	Reaction time	Result
1	JETER Carmelita	USA	24 NOV 1979	5	0.164	10.78
2	CAMPBELL-BROWN Veronica	JAM	15 MAY 1982	6	0.160	10.85
3	BAPTISTE Kelly-Ann	TRI	14 OCT 1986	4	0.142	10.90
4	SOLOMON Shalonda	USA	19 DEC 1985	7	0.171	11.08
5	FERGUSON-MCKENZIE Debbie	BAH	16 JAN 1976	2	0.156	11.30
6	OKPARAEO Ezinne	NOR	3 MAR 1988	8	0.193	11.32
7	BARBER Mikele	USA	4 OCT 1980	1	0.178	11.33
8	RYEMYEN Mariya	UKR	2 AUG 1987	3	0.212	11.33
9	KWAKYE Jeanette	GBR	20 MAR 1983	9	0.199	11.60

400m Women

Start Time: 21:32

Rank	Name	Nat	Date of Birth	Lane	Reaction time	Result
1	MONTSHO Amantle	BOT	4 JUL 1983	5	0.273	50.16
2	WILLIAMS-MILLS Novlene	JAM	26 APR 1982	6	0.348	50.72
3	FIROVA Tatyana	RUS	10 OCT 1982	4	0.271	50.84
4	KRIVOSHAPKA Antonina	RUS	21 JUL 1987	3	0.263	51.06
5	OHURUOGU Christine	GBR	17 MAY 1984	7	0.274	51.37
6	PRENDERGAST Davita	JAM	16 DEC 1984	1	0.218	52.12
7	YEFREMOVA Antonina	UKR	19 JUL 1981	8	0.315	52.26
8	HURTIS-HOUAIRI Muriel	FRA	25 MAR 1979	9	0.220	54.40
	HASTINGS Natasha	USA	23 JUL 1986	2	0.207	DNF



Results

1500m Women

Start Time: 20:21

Rank	Name	Nat	Date of Birth	Order	Result	
1	UCENY Morgan	USA	10 MAR 1985	1-8	4:00.06	WL
2	ALAOUI SELSOULI Mariem	MAR	8 APR 1984	1-12	4:00.77	PB
3	JAMAL Maryam Yusuf	BRN	16 SEP 1984	1-14	4:01.40	
4	MISHCHENKO Anna	UKR	25 AUG 1983	1-11	4:01.73	PB
5	ENGLAND Hannah	GBR	6 MAR 1987	1-10	4:02.03	
6	JEPKOSGEI Janeth	KEN	13 DEC 1983	1-6	4:02.32	PB
7	OBIRI Helen	KEN	1989	2-3	4:02.42	PB
8	RODRÍGUEZ Natalia	ESP	2 JUN 1979	1-9	4:02.57	
9	BELETE Mimi	BRN	9 JUN 1988	2-5	4:03.13	SB
10	GEZAHEGNE Kalkidan	ETH	8 MAY 1991	1-5	4:03.38	
11	MARTYNOVA Yekaterina	RUS	6 AUG 1986	1-2	4:03.48	
12	PLIS Renata	POL	5 FEB 1985	2-2	4:03.50	PB
13	BARRINGER-SIMPSON Jenny	USA	23 AUG 1986	1-13	4:03.68	
14	MÅKESTAD Ingviil	NOR	7 AUG 1981	1-1	4:03.79	SB
15	DIBABA Genzebe	ETH	8 FEB 1991	2-4	4:06.28	
16	HILALI Siham	MAR	2 MAY 1986	1-3	4:07.19	
17	BELETE Almenesh	ETH	26 JUL 1989	2-1	4:13.17	
	KOSTETSKAYA Yekaterina	RUS	31 DEC 1986	1-7	DNF	
	LAKHOUD Ibtissam	MAR	7 DEC 1980	1-4	DNF	
	MARACHEVA Irina	RUS	29 SEP 1984	1-15	DNF	

Intermediate times: 400m 1:01.91 MARACHEVA Irina (RUS)
800m 2:08.85 MARACHEVA Irina (RUS)
1200m 3:13.58 ALAOUI SELSOULI Mariem (MAR)


3000m Steeplechase Women

Start Time: 21:13

Rank	Name	Nat	Date of Birth	Order	Result	
1	ZARIPOVA Yuliya	RUS	26 APR 1986	1-14	9:15.43	MR
2	GHRIBI Habiba	TUN	9 APR 1984	1-13	9:16.57	
3	NJOROGE Mercy Wanjiku	KEN	10 JUN 1986	1-10	9:20.09	
4	ASSEFA Sofia	ETH	14 NOV 1987	1-11	9:21.20	
5	CHEMOS Milcah	KEN	26 FEB 1986	1-12	9:21.41	
6	AYALEW Hiwot	ETH	6 MAR 1990	1-8	9:26.25	
7	BEKELE Mekdes	ETH	20 JAN 1987	1-4	9:26.51	SB
8	ROTICH Lydia Chebet	KEN	8 AUG 1988	1-9	9:35.21	
9	MARTINELLI Giulia	ITA	16 JUN 1991	1-5	9:39.21	PB
10	KIRUI Purity	KEN	13 AUG 1991	1-1	9:42.84	
11	MUYANGA Christine Kambua	KEN	21 MAR 1991	1-3	9:43.87	
12	ARIAS Eva	ESP	8 OCT 1980	1-2	10:05.74	SB
	ALEMU Birtukan Fente	ETH	18 JUN 1989	1-6	DNF	
	DUARTE Sophie	FRA	31 JUL 1981	1-7	DNF	
	KUZMINA Lyudmila	RUS	13 AUG 1987	1-15	DNF	

INTERNET Service: www.diamondleague-brussels.com

Page 10 of 15

Timing, Results Service & Distance Measurement by  OMEGA

printed at FRI 16 SEP 2011 22:45



SAMSUNG *Diamond League*



Results

(cont.)

Intermediate times: 1000m 3:07.80 KUZMINA Lyudmila (RUS)
2000m 6:16.35 ZARIPOVA Yuliya (RUS)

100m Hurdles Women

Start Time: 20:55

Wind: +0.4 m/s

Rank	Name	Nat	Date of Birth	Lane	Reaction time	Result
1	CARRUTHERS Danielle	USA	22 DEC 1979	4	0.173	12.65
2	LEWIS Yvette	USA	16 MAR 1985	8	0.185	12.77
3	WELLS Kellie	USA	16 JUL 1982	6	0.204	12.77
4	ALI Nia	USA	23 OCT 1988	2	0.172	12.79
5	FOSTER-HYLTON Brigitte Ann	JAM	7 NOV 1974	3	0.176	12.91
6	GEORGE Phylcia	CAN	16 NOV 1987	7	0.186	12.96
7	HOLDER Nikkita	CAN	7 MAY 1987	1	0.171	13.00
8	ZAGRE Anne	BEL	13 MAR 1990	9	0.203	13.20
	PEARSON Sally	AUS	19 SEP 1986	5	0.150	DNF

High Jump Women


Start Time: 19:45

Rank	Name	Nat	Date of Birth	Order	Result
1	CHICHEROVA Anna	RUS	22 JUL 1982	11	2.05
2	SLESARENKO Yelena	RUS	28 FEB 1982	6	1.96
3	JUNGMARK Ebba	SWE	10 MAR 1987	1	1.93
4	SHKOLINA Svetlana	RUS	9 MAR 1986	8	1.93
5	VLAŠIĆ Blanka	CRO	8 NOV 1983	10	1.93
6	DI MARTINO Antonietta	ITA	1 JUN 1978	9	1.93
7	MELFORT Melanie	FRA	8 NOV 1982	5	1.90
8	OKUNEVA Oksana	UKR	14 MAR 1990	2	1.90
9	AITOVA Marina	KAZ	13 SEP 1982	3	1.85
9	RADZIVIL Svetlana	UZB	17 JAN 1987	4	1.85
11	PALŠYTĚ Airiné	LTU	13 FEB 1992	7	1.80

		1.80	1.85	1.90	1.93	1.96	1.99	2.02	2.05	2.10
1	CHICHEROVA Anna	-	o	o	o	o	o	xxo	xo	xxx
2	SLESARENKO Yelena	o	o	o	o	xxo	xxx			
3	JUNGMARK Ebba	o	o	o	xo	xxx				
4	SHKOLINA Svetlana	-	xo	xo	xo	xxx				
5	VLAŠIĆ Blanka	-	o	o	xxo	xxx				
6	DI MARTINO A	o	o	xo	xxo	xxx				
7	MELFORT Melanie	o	o	o	xxx					
8	OKUNEVA Oksana	o	xo	o	xxx					
9	AITOVA Marina	o	o	xxx						
9	RADZIVIL Svetlana	o	o	xxx						
11	PALŠYTĚ Airiné	o	xxx							

INTERNET Service: www.diamondleague-brussels.com

Page 11 of 15

Timing, Results Service & Distance Measurement by  OMEGA

printed at FRI 16 SEP 2011 22:45



SAMSUNG *Diamond League*



Results

Triple Jump Women

Start Time: 18:15

Rank	Name	Nat	Date of Birth	Order	Result
1	SALADUKHA Olha	UKR	4 JUN 1983	8	14.67
2	GAY Mabel	CUB	5 MAY 1983	6	14.58
3	RYPAKOVA Olga	KAZ	30 NOV 1984	7	14.49
4	ALDAMA Yamilé	GBR	14 AUG 1972	4	14.29
5	LA MANTIA Simona	ITA	14 APR 1983	5	14.27
6	VELDÁKOVÁ Dana	SVK	3 JUN 1981	2	14.07
7	KUROPATKINA Anna	RUS	20 MAR 1985	3	13.53
8	TRYBANSKA Małgorzata	POL	21 JUN 1981	1	13.21

	1	2	3	4
1	SALADUKHA Olha 14.67 (+0.4)	14.46 (-0.4)	x (-0.8)	14.67 (+1.2)
2	GAY Mabel x (+0.2)	14.20 (+0.4)	x (+0.2)	14.58 (+1.4)
3	RYPAKOVA Olga x	14.49 (+1.2)	x (+0.1)	x (+0.7)
4	ALDAMA Yamilé 13.93 (-0.5)	14.01 (+0.2)	x (+0.1)	14.29 (+0.4)
5	LA MANTIA Simona 14.21 (0.0)	13.83 (-1.0)	14.27 (+0.2)	14.20 (+0.7)
6	VELDÁKOVÁ Dana 13.94 (-0.4)	x (+0.1)	14.07 (0.0)	x (+0.6)
7	KUROPATKINA Anna 13.38 (-0.3)	13.53 (+0.2)	13.53 (+0.6)	13.34 (+0.2)
8	TRYBANSKA M 13.21 (-0.2)	x (-0.8)	x (-0.1)	x (+0.2)

Discus Women

Start Time: 18:35

Rank	Name	Nat	Date of Birth	Order	Result
1	LI Yanfeng	CHN	15 MAY 1979	8	66.27
2	BARRIOS Yarelis	CUB	12 JUL 1983	6	65.33
3	GLANC Zaneta	POL	11 MAR 1983	3	62.78
4	TAN Jian	CHN	22 JAN 1988	5	61.64
5	BROWN-TRAFTON Stephanie	USA	1 AUG 1979	4	60.82
6	MÜLLER Nadine	GER	21 NOV 1985	7	59.50
7	THURMOND Aretha D.	USA	14 AUG 1976	2	59.01
8	KARSAK Kateryna	UKR	26 DEC 1985	1	58.24

	1	2	3	4	5	6
1	LI Yanfeng 65.79	x	61.24	61.78	66.27	62.45
2	BARRIOS Yarelis 64.95	64.55	65.33	63.15	63.88	x
3	GLANC Zaneta 59.43	61.51	x	61.17	62.78	59.16
4	TAN Jian 57.06	x	61.64	59.25	59.50	x
5	BROWN-TRAFTON S 58.14	59.35	60.82	x	x	x
6	MÜLLER Nadine 57.28	x	59.50	58.85	x	x
7	THURMOND Aretha D. 58.73	x	59.01	x	x	57.92
8	KARSAK Kateryna x	56.91	x	58.24	56.74	56.22



Results

100m Girls

Start Time: 17:40

Wind: +0.3 m/s

Rank	Name	Nat	born	Lane	Reaction time	Result
1	GRILLET Justien	BEL		5	0.173	12.04
2	DEPUYDT Orphee	BEL		6	0.198	12.27
3	LEPRINCE Laura	BEL		7	0.196	12.35
4	EFONYE Kimberley	BEL		4	0.137	12.53
5	NAGELS Rani	BEL		3	0.183	12.55
6	GASPAR Carole	BEL		2	0.264	12.63
7	SNYERS Hanne	BEL		9	0.191	12.80
8	MOERMAN Jelien	BEL		8	0.192	13.16

400m Girls

Start Time: 17:57

Rank	Name	Nat	born	Lane	Reaction time	Result
1	DE TEMMERMAN Gaelle	BEL		7	0.268	57.97
2	LEPRINCE Audrey	BEL		6	0.188	58.40
3	CAMPS Naomi	BEL		5	0.275	58.43
4	TOOTH Camille	BEL		8	0.446	59.03
5	VANBESIEN Flavie	BEL		4	0.224	1:00.25
6	MAHEUX Nathalie	BEL		2	0.346	1:01.02
7	HUGAERTS Ine	BEL		3	0.234	1:01.02
8	SEMAILLE Flore	BEL		9	0.358	1:01.19



Results

1000m Girls

Start Time: 18:18

Rank	Name	Nat	born	Order	Result
1	SCHAEVERBEKE Axana	BEL		1-6	2:57.25
2	VERHOEVEN Astrid	BEL		1-7	2:58.26
3	LECART Marine	BEL		1-13	2:58.57
4	CARTON Louise	BEL		1-3	2:58.72
5	HELLINCKX Lotte	BEL		1-1	2:59.64
6	VERMEULEN Kaat	BEL		1-10	2:59.68
7	VAN DE VEL Sara	BEL		1-5	3:03.00
8	DEVAERE Emma	BEL		1-15	3:03.24
9	SIJMENS Charlotte	BEL		1-9	3:03.65
10	GERARDY Aline	BEL		1-14	3:03.85
11	DEWILDE Charlotte	BEL		1-4	3:03.95
12	VANHOUTTE Jonie	BEL		1-16	3:04.08
13	URBAIN Adeline	BEL		1-8	3:04.56
14	VANDEPITTE Sophie	BEL		1-2	3:05.77
15	VANDE VELDE Thaisa	BEL		1-12	3:05.78
16	NEYENS Kirsten	BEL		1-11	3:07.33

Intermediate times: 400m 1:11.63 VERHOEVEN Astrid (BEL)
 800m 2:24.66 SCHAEVERBEKE Axana (BEL)



Results

4x100m Girls

Start Time: 18:40

Rank	Nat	Nation	Lane	Reaction time	Result	
1	BEL	VLIERZELE SPORTIEF	5	0.188	48.14	
2	BEL	ATLETIEKVERENIGING TOEKOMST	7	0.254	48.77	
3	BEL	ATLETIEK ZUID WEST	4	0.242	49.17	
4	BEL	REGIO OOST BRABANT ATLETIEK	6	0.281	49.82	
5	BEL	LYRA	2	0.189	50.51	
6	BEL	DAMPICOURT	8	0.332	51.38	
7	BEL	DARING CLUB LEUVEN ATLETIEK	3	0.313	51.50	
	BEL	CERCLE D'ATHLETISME BRABANT WALLON	9	0.371	DQ	R 170.14

